
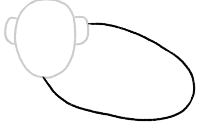

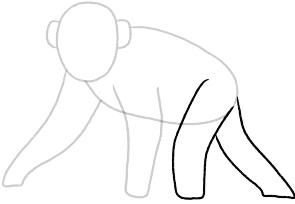

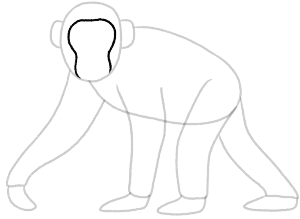




Let's Draw a Chimpanzee!

Fun Fact: Monkeys have tails, but chimpanzees do not.

<p>1</p>  <p>Start with an oval head. Add two half-circles for ears.</p>	<p>2</p>  <p>Draw a sideways oval to create the body.</p>	<p>3</p>  <p>Draw long, curved lines to form the chimpanzee's arms.</p>
<p>4</p>  <p>Now add the two back legs.</p>	<p>5</p>  <p>Add the hands and feet like so.</p>	<p>6</p>  <p>Draw a curvy shape to form the chimpanzee's face.</p>
<p>7</p>  <p>Draw two eyes, a nose, and a mouth. Add zigzag lines along the head and body to create a fuzzy look.</p>	<p>8</p>  <p>Trace over the lines you want to keep. Well done!</p>	<p>Add color to make it come to life!</p> 